

KL4132 | Bus Terminal, 2-channel analog output, voltage, ± 10 V, 16 bit

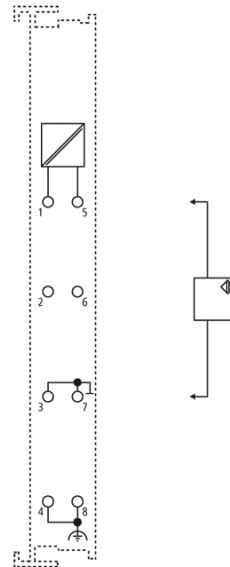
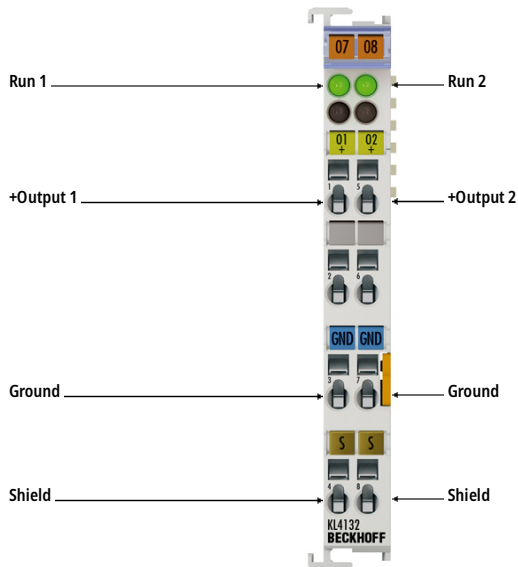



Image similar, may contain optional accessories

i **Product status:** regular delivery

The KL4132 analog output terminal generates signals in the range from -10 to +10 V. The voltage is supplied to the process level with a resolution of 16 bits and is electrically isolated. The output channels of a Bus Terminal have a common ground potential. The two run LEDs give an indication of the data exchange with the Bus Coupler.

Product information

Technical data

Technical data	KL4132
Technology	single-ended
Number of outputs	2
Power supply	via the K-bus
Signal voltage	-10...+10 V
Load	> 5 k Ω (short-circuit proof)
Output error	< $\pm 0.1\%$ (relative to end value)
Resolution	16 bit
Conversion time	~ 1.5 ms

Electrical isolation	500 V (K-bus/signal voltage)
Current consumption power contacts	– (no power contacts)
Current consumption K-bus	typ. 75 mA
Bit width in the process image	output: 2 x 16 bit data (2 x 8 bit control/status optional)
Configuration	no address or configuration setting
Special features	increased resolution
Weight	approx. 85 g
Operating temperature	0...55°C
Storage temperature	-25...+85°C
Relative humidity	95%, no condensation
Vibration/shock resistance	conforms to EN 60068-2-6/EN 60068-2-27
EMC immunity/emission	conforms to EN 61000-6-2/EN 61000-6-4
Protect. rating/installation pos.	IP20/variable
Pluggable wiring level	for all KSxxxx Bus Terminals
Approvals/markings	CE, CCC, UL, ATEX, IECEX
Ex marking	ATEX: II 3 G Ex ec IIC T4 Gc IECEX: Ex ec IIC T4 Gc

Housing data	KL-12-8pin	KS-12-8pin
Design form	compact terminal housing with signal LEDs	terminal housing with pluggable wiring level
Material	polycarbonate	
Installation	on 35 mm DIN rail, conforming to EN 60715 with lock	
Side by side mounting by means of	double slot and key connection	
Marking	labeling of the BZxxxx series	
Wiring	solid conductor (s), flexible conductor (st) and ferrule (f): spring actuation by screwdriver	
Connection cross-section	s*: 0.08...2.5 mm ² , st*: 0.08...2.5 mm ² , f*: 0.14...1.5 mm ²	s*: 0.08...1.5 mm ² , st*: 0.08...1.5 mm ² , f*: 0.14...1.5 mm ²
Connection cross-section AWG	s*: AWG28...14, st*: AWG28...14, f*: AWG26...16	s*: AWG28...16, st*: AWG28...16, f*: AWG26...16
Stripping length	8...9 mm	9...10 mm
Current load power contacts	I _{max} : 10 A	
Dimensions (W x H x D)	12 mm x 100 mm x 68 mm	

*s: solid wire; st: stranded wire; f: with ferrule

Ordering information

Ordering information	
KL4132	Bus Terminal, 2-channel analog output, voltage, ± 10 V, 16 bit
KS4132	Bus Terminal, 2-channel analog output, voltage, ± 10 V, 16 bit, pluggable wiring level
KL4132-0010	Bus Terminal, 2-channel analog output, voltage, ± 10 V, 16 bit, Siemens S5 format
KL4132-0050	Bus Terminal, 2-channel analog output, voltage, ± 10 V, 16 bit, Siemens S7 format