wöhner
ALLES MIT SPANNUNG

holder for cylindrical fuses (31110)



Description

Article

Part No.: 31110

AMBUS® Panel
holder for cylindrical fuses
10 x 38 / 1P
32 A / 690 V

System

DIN rail

Product group 17
Subgroup 06

pack size 12
EAN 4021267311100

Changes in the interest of developments and technical progress are reserved.
Wöhner GmbH & Co. KG, Mönchrödener Straße 10, 96472 Rödental, Germany, Tel. +49 9563 751-0

Advantages of the product
large clamping range
holder for label

catalog page 2019 : 6.6

eCl@ss 6.1 27142190
eCl@ss 7.1 27142190
ETIM 4.0 EC002705
ETIM 5.0 EC002705

Approvals

Standards
IEC 60947-1:2007 + A1:2010 + A2:2014
IEC 60947-3:2008 + A1:2012 + A2:2015
GB/T 14048.3

Approvals
IEC (CB) , CSA , UL , CCC
for UL feeder circuits >250V

type number: AES10x38

UL file: E230163, UL category (for USA): IZLT http://www.ul.com
UL file: E230163, UL category (for Canada): IZLT7 http://www.ul.com
CSA file: 110285, CSA class: 6225-01 http://directories.csa-international.org
CCC certificate: 2012010302581751

Product data

for fuse-links size:	10x38
fuse-link acc. to standard:	IEC / HD 60269-2
permitted power dissipation of the fuse-link:	3 W

Details IEC

Standards

IEC 60947-1:2007 + A1:2010 + A2:2014
IEC 60947-3:2008 + A1:2012 + A2:2015
GB/T 14048.3

Electrical data IEC

Rated current (IEC):	32 A
rated voltage (IEC) AC:	690 V
rated isolation voltage U_i AC:	800 V
rated surge voltage U_{imp} :	6 kV

Utilisation category AC (IEC 60947-3) : AC-22B (400V)

cond. short-circuit current with fuses (AC):	100 kA / 400 V (32A) 100 kA / 500 V (25A)
approved wth fuse links of operation class:	gG

power dissipation of the article:
The power dissipation at a typical load of 80% of the rated current results to 0.2 W.
(The power dissipation for operation with rated current would be 0.3 W.)

A fuse-combination unit acc. to IEC 60947-3 can only be operated at a higher voltage than its rated voltage, if it is used as a fuse-disconnector without breaking capacity, up to its max. rated insulation voltage and labelled as such.

for fuse links as per IEC / EN 60269-2
with permitted rated power dissipations
up to max. 3W for gG/gL
up to max. 1.2W for aM

Details UL

Standards

UL 4248-1

Electrical data UL

rated current (UL): 30 A
rated voltage (UL) AC: 600 V
rated voltage (UL) DC: 600 V
for wires UL: Cu 75°C

SCCR: 100 kA

Mechanical data

W x H x D: 18 x 81 x 58
weight: 5.2 kg/100
poles: 1-pole

degree of protection: IP20
front degree of protection: IP20

Terminal points

for applications acc. to IEC / EN :
1 wire:
Cu 0,75 - 25 mm²
2 wires (of same cross-section):
Cu 0,75 - 10 mm²
flexible cables, directly or with wire-end ferrule
(flexible cables of max. cross-section may not fit when using wire-end ferrule)
Md 2,0 - 2,5 Nm / 18 - 22 lb.in.

for applications acc. to UL / CSA :
only Cu cables acc. to UL 486E
1 wire:
AWG 18 - AWG 8, Class B, Md 2,0 -2,5 Nm / 18 - 22 lb.in.
AWG 6 - AWG 4, Class C, Md 2,5 - 3,0 Nm / 22 - 26 lb.in.
2 wires (of identical cross-section):
AWG 18 - AWG 8, Class B, Md 2,0 - 2,5 Nm / 18 - 22 lb.in.
AWG 6, Class C, Md 2,0 - 2,5 Nm / 18 - 22 lb.in.

Material properties

Main body:	temperature stability 125°C, self-extinguishing in acc. to UL 94, creepage resistance CTI 600, halogen-free
Fuse-carrier:	temperature stability 125°C, self-extinguishing in acc. to UL 94, creepage resistance CTI 600, halogen-free
Connecting screws:	screw +/- (PZ2), galvanized, chromized

Version

Version with indicator light: Part no. 31130
version for semiconductor protection: Part no. 31275

Accessories



31101
comb-type busbar, 1-pole, bridge type, pitch 18 mm
80 A, 1 m long
16 mm²



31103
connection terminal, side connection
for 31101, 31102
6 - 25 mm²



31157
connection terminal, front connection
for 31101, 31102
6 - 25 mm²



31258
AMBUS® Panel
N module
10 x 38 / N
32 A / 690 V



31548
comb-type busbar, 1-pole, bridge type, pitch 18 mm
100 A, 1 m long
25 mm²



31550
connection terminal, front connection
for 31549, 31561
6 - 35 mm², AWG 10 - 1/0



31039

connection terminal, front connection

for 31548

6 - 35 mm² / AWG 10 - 1/0